



ELL Virtual Learning

9-12 LEP Content Areas

May 8th, 2020





9-12 LEP Content Areas
Lesson: Writing a Journal Part 4: Publishing
May 8, 2020

Objective/Learning Target:

I can use a combination of drawing, dictating, and writing to narrate a single event or several loosely linked events and tell about the events in the order in which they occurred.


Let's Get Started!

[Click Here!](#)



You need:

- Pencil
- Paper from yesterday
- New Piece of Paper



●

On Monday, I ate lunch in my kitchen.

On Tuesday, I played soccer in the park.

●

On Wednesday, I helped make dinner at home.

On Thursday, I watched TV in my room.

On Friday, I played cards at my house.

●

Publicar!

- ¡Ahora que hemos hecho las correcciones, vamos a copiar nuestro producto terminado en una nueva hoja de papel!
- ¡Entonces grábate leyendo tu diario en Flipgrid!

Publish!

- Now that we've made corrections, we're going to copy our finished product on a new piece of paper!
- Then record yourself reading your journal on Flipgrid!

Record a Video!

<https://flipgrid.com/f316a000>



Read your journal page out loud!

¡Lee la página de tu diario en voz
alta!